

Executive MBA Programme Class profile of 2026

Total students: **55** International students: **60%**

Average age



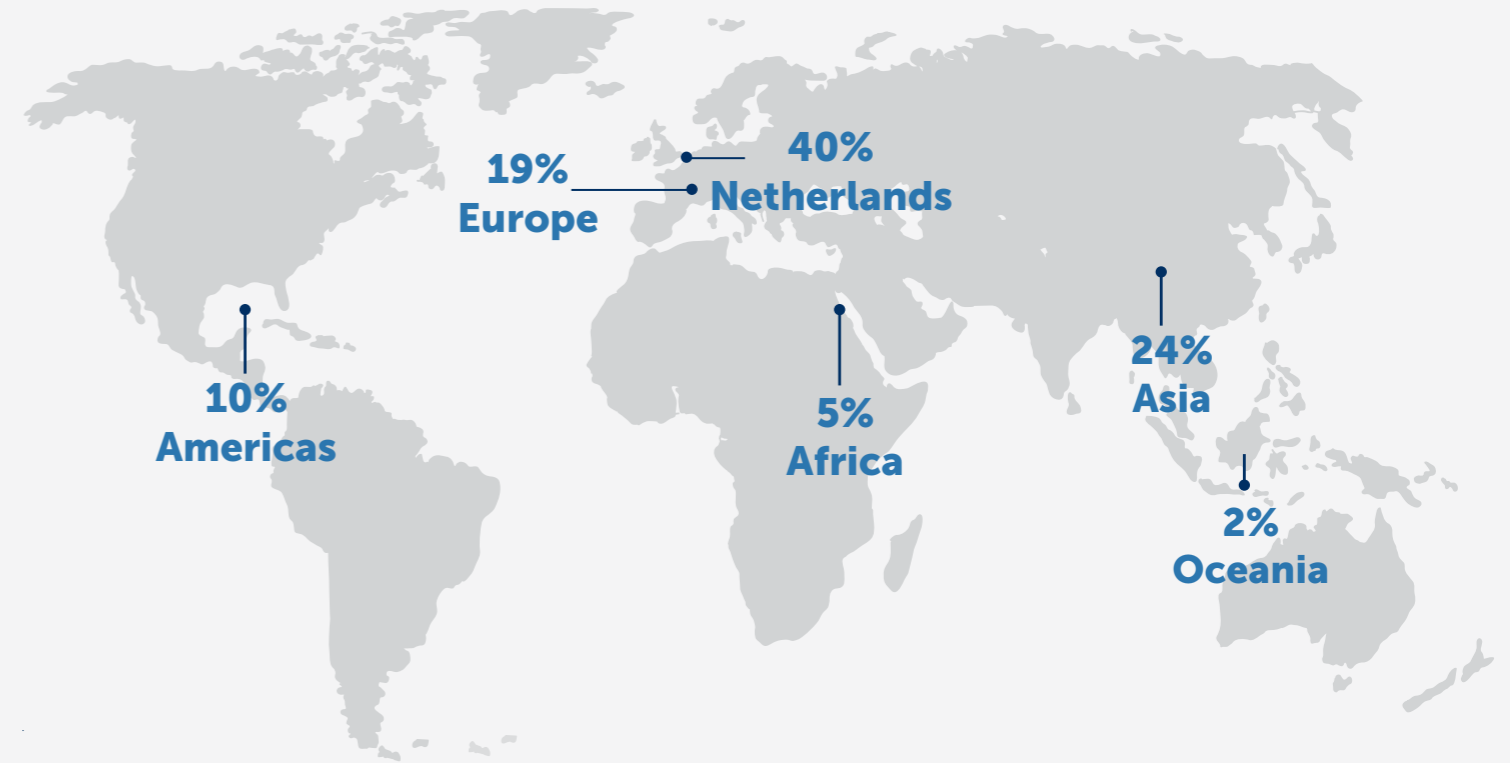
9% <30 years
51% 30-34 years
27% 35-39 years
13% 40+ years

Average experience



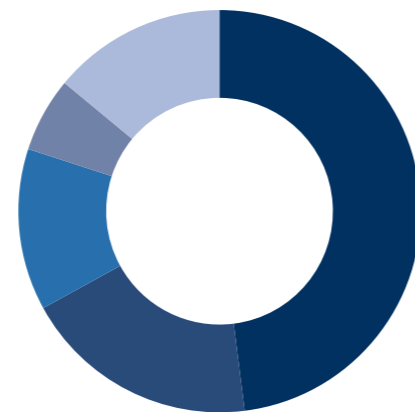
18% 4-7 years
50% 8-12 years
25% 13-18 years
7% >19 years

Gender ratio



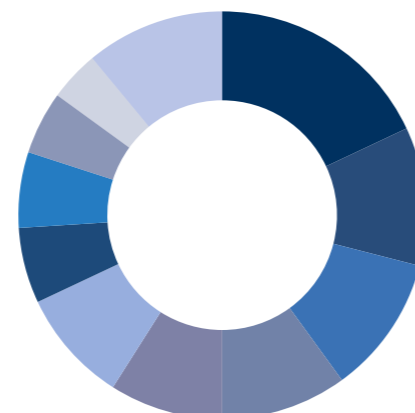
Academic Background

- 48% Engineering
- 19% Business & Economics
- 13% Sciences
- 6% Humanities & Arts
- 14% Other



Industries

- 18% Financial Services & Consulting
- 11% Consumer Goods & Electronics
- 11% Shipping & Logistics
- 10% Energy & Utilities
- 9% Health, Life Sciences & Pharmaceuticals
- 9% Manufacturing & Construction
- 6% Public Sector, Non-profits & NGOs
- 6% Information Technology
- 5% Chemical
- 4% Hospitality, Food & Beverage
- 11% Others



Nationalities: **28**



(including dual nationalities)

Argentina
Australia
Austria
Belgium
Brazil
France
Germany
Greece
Hong Kong SAR
India
Indonesia

Italy
Korea (the Republic of)
Lebanon
Mexico
Myanmar
Netherlands
Peru
Poland
Portugal
Romania
Russian Federation

South Africa
Taiwan
Türkiye
United Kingdom
United States of America
Yemen