

Executive MBA Programme

Class profile of 2025

Total students: **80** International students: **64%**

Average age



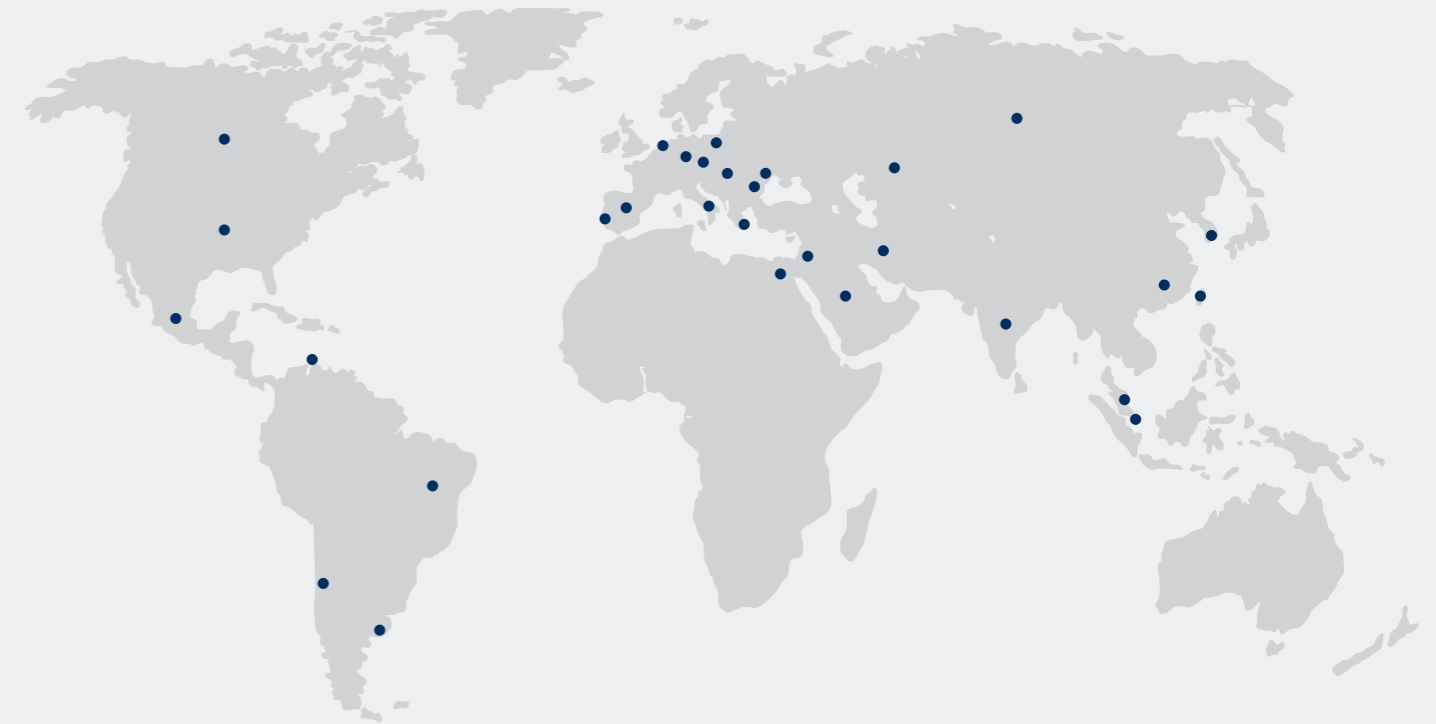
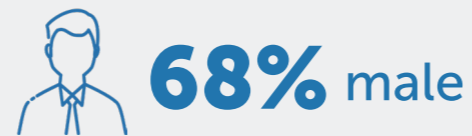
8% <30 years
38% 30-34 years
42% 35-39 years
12% 40+ years

Average experience



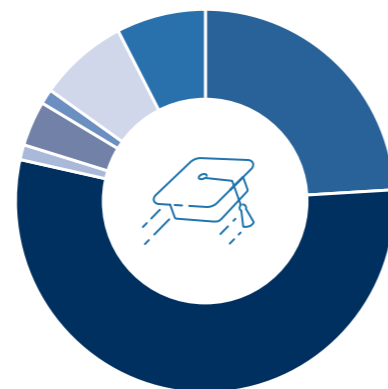
7% 4-5 years
38% 6-10 years
55% 10+ years

Gender ratio



Academic Background

- 54% Engineering
- 24% Business & Economics
- 8% Sciences
- 4% Law
- 1% Marketing & Sales
- 1% Humanities & Arts
- 8% Other



Industries

- 19% Information Technology
- 16% Manufacturing and Construction
- 12% Consumer Goods and Electronics
- 11% Energy and Utilities
- 9% Financial Services and Insurances
- 8% Public Sector, Non-profits and NGO's
- 6% Health, Life sciences and Pharmaceuticals
- 6% Chemical
- 5% Shipping and Logistics
- 8% Other



Nationalities: **30**  (including dual nationalities)

- | | | |
|-----------|-------------------------|--------------------------|
| Argentina | Israel | Saudi Arabia |
| Brazil | Italy | Singapore |
| Canada | Kazakhstan | Slovakia |
| Chile | Korea (the Republic of) | Spain |
| China | Malaysia | Taiwan |
| Curaçao | Mexico | United States of America |
| Czechia | Moldova | |
| Egypt | Netherlands | |
| Germany | Poland | |
| Greece | Portugal | |
| India | Romania | |
| Iran | Russian Federation | |